



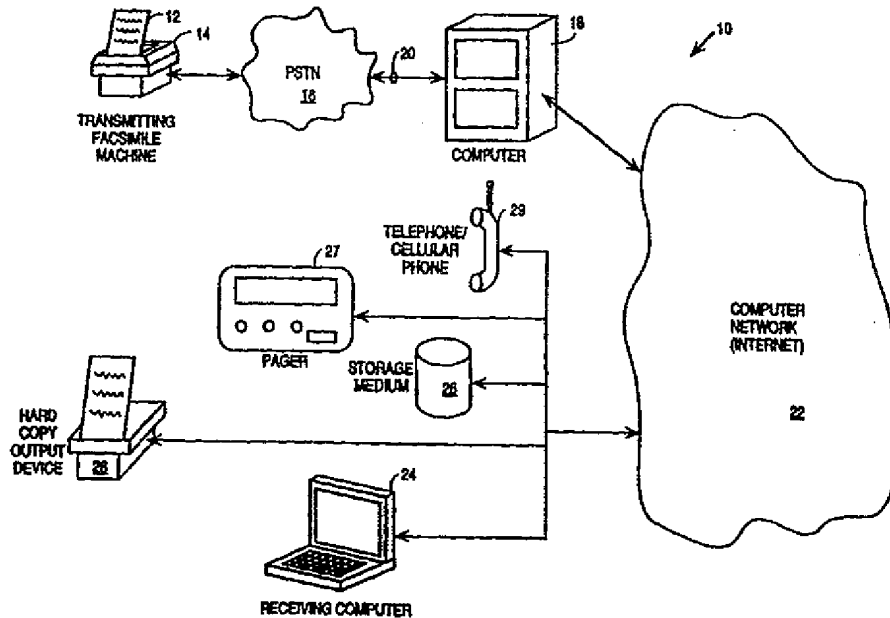
INTERNATIONAL APPLICATION PUBLISHED UNDER THE PATENT COOPERATION TREATY (PCT)

<p>(51) International Patent Classification ⁶ : H04N 1/32, 1/00</p>	<p>A1</p>	<p>(11) International Publication Number: WO 99/56460 (43) International Publication Date: 4 November 1999 (04.11.99)</p>
<p>(21) International Application Number: PCT/US99/06052 (22) International Filing Date: 18 March 1999 (18.03.99) (30) Priority Data: 09/066,268 24 April 1998 (24.04.98) US (71) Applicant (for all designated States except US): ONEBOX.COM, INC. [US/US]; Building 2, Suite 290, 3000 Sand Hill Road, Menlo Park, CA 94025 (US). (72) Inventors; and (75) Inventors/Applicants (for US only): KUMAR, Siva, V. [US/US]; 114 Danburg Lane, Redwood City, CA 94061 (US). CHOKSI, Himanshu [US/US]; 45055 Pawnee Drive, Fremont, CA 94539 (US). (74) Agents: FAHMI, Tarek, N. et al.; Blakely, Sokoloff, Taylor & Zafman LLP, 7th floor, 12400 Wilshire Boulevard, Los Angeles, CA 90025 (US).</p>	<p>(81) Designated States: AL, AM, AT, AU, AZ, BA, BB, BG, BR, BY, CA, CH, CN, CU, CZ, DE, DK, EE, ES, FI, GB, GD, GE, GH, GM, HR, HU, ID, IL, IN, IS, JP, KE, KG, KP, KR, KZ, LC, LK, LR, LS, LT, LU, LV, MD, MG, MK, MN, MW, MX, NO, NZ, PL, PT, RO, RU, SD, SE, SG, SI, SK, SL, TJ, TM, TR, TT, UA, UG, US, UZ, VN, YU, ZW, ARIPO patent (GH, GM, KE, LS, MW, SD, SL, SZ, UG, ZW), Eurasian patent (AM, AZ, BY, KG, KZ, MD, RU, TJ, TM), European patent (AT, BE, CH, CY, DE, DK, ES, FI, FR, GB, GR, IE, IT, LU, MC, NL, PT, SE), OAPI patent (BF, BJ, CF, CG, CI, CM, GA, GN, GW, ML, MR, NE, SN, TD, TG). Published With international search report.</p>	

(54) Title: METHOD AND APPARATUS FOR COMPUTER NETWORK FACSIMILE OR OTHER TELECOMMUNICATION MESSAGE RECEPTION

(57) Abstract

Integration of telecommunication message services and other communication services is achieved by notifying a first user of a received message (e.g., a facsimile message) by sending a notification message to the first user, e.g., using e-mail, voice and/or data communications. The user may be identified by a unique identifier appended to the shared telephone number. The notification message may comprise an attachment which includes the received message, or the notification message may comprise a computer network address of a location where the received message may be accessed. For the latter case, the computer network address is preferably a universal resource locator (URL) associated with a web page at which the received message may be accessed. The received message may be accessed by allowing the user to view the message, or it may be accessed by allowing a user to down-load the message in any of a number of forms. For example, the message may be down-loaded to hard copy output device, e.g., a receiving facsimile machine or printer, or it may be down-loaded to a storage medium for later retrieval by the user. In still further embodiments, the notification message may comprise the received message itself, e.g., where the received message is relatively small.



FOR THE PURPOSES OF INFORMATION ONLY

Codes used to identify States party to the PCT on the front pages of pamphlets publishing international applications under the PCT.

AL	Albania	ES	Spain	LS	Lesotho	SI	Slovenia
AM	Armenia	FI	Finland	LT	Lithuania	SK	Slovakia
AT	Austria	FR	France	LU	Luxembourg	SN	Senegal
AU	Australia	GA	Gabon	LV	Latvia	SZ	Swaziland
AZ	Azerbaijan	GB	United Kingdom	MC	Monaco	TD	Chad
BA	Bosnia and Herzegovina	GE	Georgia	MD	Republic of Moldova	TG	Togo
BB	Barbados	GH	Ghana	MG	Madagascar	TJ	Tajikistan
BE	Belgium	GN	Guinea	MK	The former Yugoslav Republic of Macedonia	TM	Turkmenistan
BF	Burkina Faso	GR	Greece	ML	Mali	TR	Turkey
BG	Bulgaria	HU	Hungary	MN	Mongolia	TT	Trinidad and Tobago
BJ	Benin	IE	Ireland	MR	Mauritania	UA	Ukraine
BR	Brazil	IL	Israel	MW	Malawi	UG	Uganda
BY	Belarus	IS	Iceland	MX	Mexico	US	United States of America
CA	Canada	IT	Italy	NE	Niger	UZ	Uzbekistan
CF	Central African Republic	JP	Japan	NL	Netherlands	YN	Viet Nam
CG	Congo	KE	Kenya	NO	Norway	YU	Yugoslavia
CH	Switzerland	KG	Kyrgyzstan	NZ	New Zealand	ZW	Zimbabwe
CI	Côte d'Ivoire	KP	Democratic People's Republic of Korea	PL	Poland		
CM	Cameroon	KR	Republic of Korea	PT	Portugal		
CN	China	KZ	Kazakstan	RO	Romania		
CU	Cuba	LC	Saint Lucia	RU	Russian Federation		
CZ	Czech Republic	LI	Liechtenstein	SD	Sudan		
DE	Germany	LK	Sri Lanka	SE	Sweden		
DK	Denmark	LR	Liberia	SG	Singapore		
EE	Estonia						

METHOD AND APPARATUS FOR COMPUTER NETWORK FACSIMILE OR OTHER TELECOMMUNICATION MESSAGE RECEPTION

FIELD OF THE INVENTION

The present invention relates to the integration of computer networks and telecommunication services and, more particularly, to the provision of facsimile services, and especially reception, within a computer network.

BACKGROUND

With the present commercialization of a computer network of networks, commonly referred to as the internet, a variety of businesses have started to offer electronic mail (e-mail) and other services for computer users. In general, e-mail provides a rapid and relatively inexpensive means of communications between computer users. In some sectors, e-mail communication is rapidly replacing traditional telephone and facsimile communication.

One problem with e-mail communications, however, is that relatively large files may not be easy to share between users. For example, large files are often included as attachments to e-mail messages. These attachments, if they exceed a certain size, may be stripped off by e-mail gateways, e.g., located at the front-end of a computer network system, before the message is passed to its ultimate destination. As a result, the ultimate recipient may not receive the intended message.

Another problem with e-mail messages transmitted via the internet is that important formatting information may be lost during transmission. For example, tabular data may be reorganized during transmission such that the recipient must reorganize the data into its proper tabular form before the message can be clearly understood. So too, graphic information may be lost and/or distorted during transmission.

Traditional facsimile messages avoid these problems. For example, facsimile messages transmitted across telephone lines retain all the formatting and graphical information of the original message. Also, there is no danger of portions of a facsimile message being stripped off by a gateway prior to reception. Despite these advantages, however, facsimile reception usually requires a dedicated telephone line for connection to the receiving facsimile machine. In a large corporation or other office, it is impractical to provide each member of the office with dedicated facsimile reception capabilities, thus, facsimile services are shared amongst a number of users. This poses a problem where confidential information is to be received by facsimile. There can be no guarantee that the intended recipient of the facsimile message will be the only one who will observe the confidential facsimile message.

Presently, some vendors do offer partial integration of facsimile services and e-mail services. However, in these systems, users must each be assigned individual telephone numbers, thus leading to difficulties where a large number of users must be accommodated. Thus, it would be desirable to provide a system which combines the advantages, while avoiding the disadvantages, of facsimile message and e-mail communications within a single system.

SUMMARY OF INVENTION

The present invention provides, in one embodiment, a method which includes notifying a user of a shared telephone number of a received message destined therefor by sending a notification message to the user. The user may be notified via e-mail, a call to a telephone, cellular telephone, voicemail box and/or pager number or address, or by way of a message to another communication device and/or address. In any event, however, the user is preferably identified by a unique identifier appended to the shared telephone number.

The notification message may comprise an independent message announcing receipt of the facsimile message (e.g., a "you have a fax" message in voice and/or

data form), an attachment which includes the facsimile message, or the notification message may comprise a computer network address of a location where the received message may be accessed. For the latter case, the computer network address is preferably a universal resource locator (URL) associated with a web page at which the received message may be accessed. The received message may be accessed by allowing the user to view the message, or it may be accessed by allowing an user to down-load the message in one of a number of forms. For example, the message may be down-loaded to a hard copy output device, e.g., a receiving facsimile machine or printer, or it may be down-loaded to a storage medium for later retrieval by the user. In still further embodiments, the notification message may comprise the received message itself, e.g., where the message is relatively small.

In a further embodiment, the present invention provides a method which includes sharing a single telephone number among a plurality of facsimile users by providing unique identifiers for each of the users appended to the single telephone number. In this embodiment, each of the unique identifiers may be used to identify facsimile messages received at a facsimile reception station associated with the single telephone number as being destined for an associated one of the plurality of facsimile users. The identification of facsimile messages received at the facsimile reception station may be accomplished by mapping the unique identifiers to associated communication addresses of the facsimile users. This may be accomplished, for example, using a look-up table which associates each of the unique identifiers with a corresponding one of the communication addresses of the facsimile users (e.g., an e-mail, telephone, cellular telephone, voicemail box and/or pager number or address). The facsimile users may be notified of a received facsimile message by the transmission of a notification message to the appropriate facsimile user at the user's associated communication address. The notification message may comprise a receipt message, the received facsimile message itself, e.g., where the received facsimile

message is relatively small, or it may comprise an attachment which includes the received facsimile message. Preferably, however, the notification message comprises a computer network address (e.g., a URL) specifying a location (e.g., a web page) at which the received facsimile message may be accessed. Upon receipt of the notification message, the user may access the received facsimile message, e.g., by visiting the web page identified by the URL provided in the notification message.

In another embodiment, the present invention provides a computer which includes receiving circuitry for receiving a number of facsimile messages, each destined for different recipient. Coupled to the receiver circuitry is an identification unit which is configured to associate each received facsimile message with an appropriate one of the different recipients. A notification unit is configured to transmit a notification message to the appropriate one of the different recipients upon receipt of a facsimile message destined therefore. The notification message may be in the form of any voice and/or data message. In one case, for example, the notification message may be an alphanumeric message transmitted via e-mail and may comprise a receipt notification (e.g., "You have a fax." or a similar message), the facsimile message itself, an e-mail attachment which includes the facsimile message, or a computer network address (e.g., a URL) which identifies or specifies a location (e.g., a web page) at which the received facsimile message may be accessed. The URL may identify a web page associated with the computer or a web page associated with some other storage device. In general, the identification unit of the computer comprises a mapping function configured to receive a unique identifier associated with an intended one of the different recipients and to provide therefrom a communication address of the intended recipient. The mapping function may be embodied in a look-up table stored in the computer (e.g., in volatile or non-volatile memory). Thus, the notification unit may be configured to transmit the notification

message to the communication address provided by the mapping function. The computer may also include a storage archive for received facsimile messages and the notification message may comprise an address of the storage archive at which a particular stored facsimile message may be accessed.

In still another embodiment, the present invention provides a shared facsimile message reception system which includes a computer configured to receive, from a single telephone connection, a plurality of facsimile messages, each destined for different users of the system. The computer may also be configured to provide an indication of such reception to the different users. The shared system further includes an archive of received facsimile messages destined for at least some of the users. In general, the indication of a received facsimile message is provided by way of a notification message transmitted as a communication message (e.g., a voice, data and/or e-mail message). The notification message preferably comprises a computer network address (e.g., a URL) of a storage location associated with the archive of received facsimile messages.

In yet another embodiment, a subscriber-based facsimile message reception system includes a facsimile reception station configured to receive, across a single telephone connection, facsimile messages for a number of subscribers and to notify each subscriber upon receipt of a facsimile message destined therefore. The system may also include an interface for coupling the facsimile message reception station to a computer network, e.g., the internet. In general, the facsimile message reception station includes a mapping function (e.g., as embodied in a look-up table) configured to provide a communication address (or addresses) for one of the system subscribers in response to a indication that a facsimile message destined for that subscriber has been received. Such indication may be provided by a unique identifier associated with the subscriber. The unique identifier may be received as a user input from a transmitting facsimile machine and, preferably, comprises a series

of digits appended to a telephone number associated with the intended recipient of the facsimile message.

In yet a further embodiment, a facsimile message reception system may include a station configured to receive, across a single telephone connection, facsimile messages for a number of subscribers. Rather than individually notifying subscribers upon receipt of each individual facsimile message, the station may simply provide for storage of the received messages. Individual users would need to access the station (e.g., via an interactive web page) to retrieve any stored messages. Thus a "store-and-forward-on-demand" process is implemented. Alternatively, the station may be configured to notify subscribers of any received facsimile messages destined therefore at specific times during a day, week, etc. Such a "batch" notification procedure may reduce the bandwidth requirements for the station over that which may be required if individual users were each notified of a facsimile message immediately upon receipt thereof.

These and other features and advantages of the present invention will be apparent from a review of the detail description and its accompanying drawings which follow.

BRIEF DESCRIPTION OF THE DRAWINGS

The present invention is illustrated by way of example, and not limitation, in the figures of the accompanying drawings in which:

Figure 1 illustrates a facsimile message reception system configured in accordance with an embodiment of the present invention;

Figure 2 illustrates a telephone number including a unique identifier for a user of the facsimile message reception system shown in **Figure 1**;

Figure 3 illustrates one embodiment of a mapping function provided by a computer associated with the facsimile message reception system of **Figure 1**;

Figure 4 illustrates a packaging function provided by a computer associated with the facsimile message reception system of **Figure 1**;

Figure 5 illustrates a storage and notification function provided by a computer associated with the facsimile message reception system of **Figure 1**;

Figure 6 illustrates a look-up table which may be used to implement the mapping function for the computer illustrated in **Figure 3**; and

Figure 7 is a flow diagram presenting one method of notifying a user of a facsimile message reception according to one embodiment of the present invention.

DETAILED DESCRIPTION

Described herein is a shared facsimile message reception system which generally employs a computer network, e.g., the internet, which is one exemplary embodiment of the present invention. The system achieves the integration of facsimile services and other communication services, for example by notifying a user of the shared system upon receipt of a facsimile message destined therefor, through a notification message transmitted to that user. The notification message may be transmitted via e-mail (e.g., as a message indicating receipt of the facsimile message) or it may comprise a voice and/or data message transmitted to a telephone, cellular, voicemail box and/or pager number or address associated with the intended recipient of the facsimile message. Shown in **Figure 1** is one example of such a system, however, other configurations of the present invention are possible, including some implementations which merely provide a "store-and-forward-on-demand" functionality explained further below.

Facsimile message reception system 10 of **Figure 1** integrates traditional facsimile transmission and reception means with other conventional communication transmission and reception means and may make use of the computer network of networks generally referred to as the internet. The operation of facsimile message reception system 10 may be described briefly as follows. A facsimile message 12 is transmitted from a transmitting facsimile machine 14 across the public switched telephone network (PSTN) 16 to a computer 18 where the facsimile message 12 is received. Computer 18 may provide storage and forwarding services for a number of subscribers of facsimile message reception system 10 and may further allow the use of a single connection 20 from PSTN 16 to be shared amongst a large number of subscribers or users. Multiple such connections 20 may be provided as needed to accommodate even more users.

Upon receipt of a facsimile message 12, computer 18 forwards a notification message which indicates such reception to the intended recipient. The notification message may be transmitted to a communication device or address such as an e-mail address (e.g., associated with a subscriber e-mail account), a telephone, cellular or pager number or address, or even combinations of these devices and/or addresses. The notification message may be an alpha-numeric message (e.g., as may be provided to an e-mail or pager address) and/or a voice message (e.g., as may be transmitted to a telephone, cellular or voicemail box address).

The notification message may be transmitted across a computer network 22 (e.g., the internet) to the user. Even in the case of a voice message notification message, the internet may be employed, e.g., thus allowing for reduced telephone access charges where the call to the communication address of the intended recipient of the facsimile message from computer 18 may otherwise be a long distance or other toll call. Software and other applications which allow for the packaging and

transmission of such voice messages across the internet (or other computer network 22) are known in the art and need not be discussed further herein.

Upon receipt of the notification message, the user (i.e., the intended recipient of the facsimile message received by computer 18) may choose to have facsimile message 12 down-loaded to a receiving computer 24, a storage medium 26, or a hard copy output device (e.g., a facsimile machine or printer) 28 and/or a combination of these devices. Storage medium 26 may, for example, be included within the receiving computer 24. In such a case, storage medium 26 may comprise a hard disk drive or a floppy disk. In some cases, storage medium 26 will be read/write memory associated with receiving computer 24. In other cases, after being received by computer 24, the message may be down-loaded to hard copy output device 28. In other cases, the facsimile message may be down-loaded in the form of an alpha-numeric message to pager 27 (e.g., even as part of the notification message itself). Or, the notification message may be the only message provide to pager 27 (e.g., in which case a user would need to retrieve the facsimile message 12, possibly using one of the methods described herein). In still other cases (or even concurrently with other retrieval methods), the facsimile message may be down-loaded as a voice message (e.g., a computer-synthesized voice message) to telephone/cellular telephone 29. This may be possible for cases where the facsimile message 12 is relatively small and can be converted from a received image to a voice message (e.g., by first passing the received image through an optical character recognition process and then applying the output of that process to a voice synthesis process) at computer 18. More often, however, it is envisioned that any messages passed to telephone/cellular telephone 29 will be voice notification messages (e.g., "You have a fax.") that alert the user to the fact that facsimile message 12 has been received by computer 18 and, thus, prompt the user to access computer 18 to retrieve the received facsimile message (e.g., using the techniques described below).

One interesting advantage provided by the present invention is the ability to display color information contained in the original facsimile message 12 to the ultimate recipient, even if that recipient does not have a color printer or color facsimile machine. For example, if facsimile message 12 includes color information (e.g., in the form of graphical image or red-line mark-ups), then computer 18 will store this color information directly. Because facsimile message 12 is received as an image file (e.g., in any one of a number of standard image file formats such as TIFF, JPEG, GIFF, etc.) at computer 18, all of the original color information contained therein is also stored. When the intended recipient later access the stored facsimile message (e.g., by visiting a web page at which the stored message (now in image format) may be retrieved, all of that original color information is displayed as part of the stored image. So long as the user has a color display device associated with computer system 24, this color information is preserved for viewing. Of course, if the user also has a hard copy output device 28 capable of reproducing the color information contained in the image of the received facsimile message, the downloaded image may be printed in color.

The notification message transmitted to the user may comprise an attachment which includes the facsimile message 12, or the notification message may comprises a computer network address of a location where the received facsimile message 12 may be accessed. For the latter case, the computer network address is preferably a URL associated with a web page at which the received facsimile message may be accessed. The received facsimile message may be accessed by allowing the user to view the message, or it may be accessed by allowing the user to down-load the message in one of a number of forms. For example, the message may be down-loaded to hard copy output device 28, e.g., a receiving facsimile machine or printer, or it may be down-loaded to storage medium 26 for later retrieval by the user. In

still further embodiments, the notification message may comprise the received facsimile message itself, e.g., where the facsimile message is relatively small.

In one sense then, the present invention can be considered to provide for the sharing of a single telephone number among a plurality of facsimile users while still preserving the confidentiality of a dedicated line system. To illustrate, consider that in order to allow the use of a signal connection 20 to PSTN 16, some means of multiplexing must be provided. One such multiplexing means is illustrated in **Figure 2**. A number of users of facsimile message reception system 10 share a single fax receipt number 30. In general, fax receipt number 30 is made up of a shared telephone number, e.g., the familiar 10 digit telephone number as used in the United States or a telephone number having more or fewer digits as may be used in other countries or during international dialing, for example. As such, the shared fax receipt number includes an area code field 32, a prefix field 34 and a number field 36. Appended to the end of the shared fax number 30 is an unique identifier 38 which can be made up of, for example, four digits. In such a case, up to 10,000 different users of facsimile message reception system 10 may share a single fax receipt number 30, thus representing a single connection 20 to PSTN 16. Other users may share additional shared facsimile receipt numbers, and so on. Unique identifier 38 may, in general, be thought of a user ID field 40.

The inclusion of a multiple digit unique identifier 38 at the end of a standard 10 digit telephone number enables a single fax receipt number 30 to be shared by many subscribers, thus enabling telecommunication store and forward services over the internet. In general, the transmitting facsimile machine 14 is used to dial the shared fax receipt number 30 plus the unique identifier 38, thus providing a unique number identifying the intended recipient of facsimile message 12. As a conventional facsimile machine, transmitting facsimile 14 will await the reception of a facsimile protocol tone sequence prior to transmitting facsimile message 12.

PSTN 16 process the first 10 digits of the dialed number, representing the shared fax receipt number 30, and completes the telephone connection to computer 18. At this point, facsimile machine 14 has not yet completed the dialing sequence and has not yet started transmission of the facsimile message 12. As facsimile machine 14 completes the dialing sequence by transmitting the unique identifier 38, computer 18 parses the unique identifier 38 and identifies the intended recipient of facsimile message 12. Computer 18 may then transmit the required facsimile protocol tone sequence to enable facsimile machine 14 to begin transmission of facsimile message 12. Computer 18 then receives the facsimile message 12 in the conventional fashion (e.g., using a facsimile reception software package).

Upon receipt of the facsimile message 12, computer 18 provides notification of such reception to the intended recipient by using the unique identifier 38. In general, the unique identifier 38 is mapped to a communication address of the intended recipient (e.g., an e-mail, telephone, cellular, pager or other communication address or number), as stored at computer 18, and a notification message is transmitted to that address. The facsimile message 12 may be sent within the notification message itself, as an attachment thereto, or, preferably, it may be stored (e.g., as a web page or, more particularly, as an image viewable or otherwise accessible at a web page) and the notification message may comprise a computer network address (e.g., a URL) indicating where the received facsimile message may be accessed. Upon receipt of the notification message, and depending on its format, the user (i.e., the intended recipient of the facsimile message 12) may receive the facsimile message 12 directly (e.g., as an attachment to an e-mail or pager message) or may visit the web site indicated by the URL or other computer network address transmitted as part of the notification message.

In those cases where the PSTN 16 does not complete the call to computer 18 fast enough to enable computer 18 to detect all the digits associated with unique

identifier 38, computer 18 may generate an exception and, for example, may respond to facsimile machine 14 with a busy signal. In such a case, facsimile machine 14 would execute a re-dial sequence until properly connected. In other cases, e.g., where a very slow connection is provided by PSTN 16, the entire fax receipt number 30 and unique identifier string 38 may be manually input at transmitting facsimile machine 14. Any required pauses at the end of the fax receipt number 30 could be included to ensure that a connection to computer 18 is established before the unique identifier 38 is transmitted.

In this embodiment then, each of the unique identifiers 38 may be used to identify various ones of facsimile messages received at a facsimile message reception station associated with a single telephone number as being destined for associated ones of a plurality of facsimile users. The identification of facsimile messages received at the facsimile message reception station (e.g., computer 18) may be accomplished by mapping the unique identifiers 38 to associated communication addresses of the facsimile users. This may be accomplished, for example, using a look-up table which associates each of the unique identifiers 38 with a corresponding one of a number of communication addresses of the facsimile users. The facsimile users may then be notified of a received facsimile message by the transmission of a notification message to the appropriate facsimile user at the user's associated communication address. As indicated above, the notification message may comprise a message indicating receipt of the facsimile message, e.g., "You have a fax.", the received facsimile message itself, e.g., where the received facsimile message is relatively small, or it may comprise an attachment which includes the received facsimile message. Preferably, however, the notification message comprises a computer network address (e.g., a URL) specifying a location (e.g., a web page) at which the received facsimile message may be accessed. Upon receipt of the

notification message, the user may access the received facsimile message, e.g., by visiting the web page identified by the URL provided in the notification message.

Computer 18 thus may include receiving circuitry for receiving a number of facsimile messages 12, each destined for a different recipient. Coupled to the receiving circuitry is an identification unit (described above as a mapping function, e.g., a look up table) which is configured to associate each received facsimile message 44 with an appropriate one of the different recipients. A notification unit within computer 18 may be configured to transmit a notification message to the appropriate recipient upon receipt of a facsimile message destined therefore. In one embodiment, the notification message is transmitted via e-mail and may comprise the facsimile message itself, an e-mail attachment which includes the facsimile message, or a computer network address (e.g., a URL) which identifies or specifies a location (e.g., a web page) at which the received facsimile message may be accessed. The URL may identify a web page associated with the computer or a web page associated with some other storage device. In other cases though, the notification message may be a voice and/or data message transmitted to a telephone, cellular and/or pager address or number. Computer 18 may also include a storage archive for received facsimile messages and the notification message may comprise an address of the storage archive at which a particular stored facsimile message may be accessed.

Figure 3 illustrates the mapping function provided by computer 18. In general, the user ID 40 is received from PSTN 16 and mapped to an associated user communication address 42. The user communication address 42 allows a notification message to be transmitted to the intended facsimile message recipient, e.g., via computer network 22.

Figure 4 shows a packaging function which may be provided at computer 18. In this case, the received facsimile message 44 from PSTN 16 is packaged as an e-mail attachment 46 prior to transmission to a user across computer network 22. In

some cases, instead of an e-mail attachment, the fax message 44 may be directly included within the notification message itself. Alternatively, the notification message may be a voice message transmitted to a telephone, cellular and/or voicemail box address or number.

Figure 5 shows one exemplary operation of computer 18 when the received facsimile message 44 is stored in an archive 48, e.g., a hard disk drive or other storage device. Upon such receipt, an e-mail notification message 50, including the URL of a web page at which the stored facsimile message 44 may be accessed, is transmitted to the user, e.g., via computer network 22. Upon receipt of the e-mail notification message 50, the user may access the stored facsimile message 44 by visiting the web page associated with the URL provided in the notification message. In general, that URL will correspond to a storage location within archive 48. In some cases, however, storage archive 48 may be located separate from computer 18. Upon accessing the web page associated with the storage location of the facsimile message 44, e.g., using a personal identification number which may be the same as the user's unique identifier 38, the facsimile message may be viewed and/or otherwise retrieved by the user.

One embodiment of the mapping function provided by computer 18 is illustrated in **Figure 6**. In this example, a look-up table 52 which associates received user IDs with user communication addresses is provided. Look-up table 52 may be stored in volatile or non-volatile memory. In general, as computer 18 receives the unique identifier digits 38, look-up table 52 is accessed to provide the user communication address associated with the unique identifier 38. Conventional look-up table parsing techniques may be used to provide rapid access to look-up table 52. As shown, the communication address may be a user e-mail address and or a number associated with a telephone, cellular and/or pager account of the user.

Figure 7 illustrates a process 100 for using a facsimile message reception system in accordance with one embodiment of the present invention. At step 102, a transmitting facsimile machine dials up the shared facsimile receipt telephone number and appends the unique identifier associated with the intended recipient of the facsimile message. At step 104, based on the dialed number, the transmitting facsimile machine is connected to a computer which provides the store and forward services discussed above. As indicated, this connection may be provided by the public switched telephone network or by a private telecommunications network.

Once the connection has been established, facsimile message data may be received by the computer at step 106. The received facsimile message may be stored and reformatted (e.g., as an image stored at a web page accessible by a browser application or other software package located at computer 24) at step 108 in accordance with the procedure discussed above.

User identification data which is also transmitted by the transmitting facsimile machine is received at the computer and, at step 110, is mapped to the associated user communication address. The user communication address is used, at step 112, to notify the user of the receipt of the facsimile message, e.g., by e-mail. As indicated, the notification message may indicate the receipt of the message only, in which case the user may have to take other steps to receive a copy of the facsimile message, or the notification message may include the facsimile message, e.g., as an e-mail attachment. Preferably, however, the notification message will include the URL of a web page where the message is available for access.

Thus, a shared facsimile message reception system has been described. Although the present invention has been discussed with reference to specific illustrated embodiments thereof, the generality of the present invention should in no way be limited thereby. For example, in addition to the above-described embodiments, a subscriber-based telecommunications message (e.g., voice or data)

reception system configured in accordance with the present invention may include a message reception station configured to receive voice and/or data messages for a number of subscribers and to notify each subscriber upon receipt of a message destined therefore. The system may also include an interface for coupling the message reception station to a computer network, e.g., the internet. In general, the message reception station may include a mapping function (e.g., as embodied in a look-up table) configured to provide a communication address for one of the system subscribers in response to a indication that a message destined for that subscriber has been received. Such indication may be provided by a unique identifier associated with the subscriber. The unique identifier may be received as a user input and, preferably, comprises a series of digits appended to a telephone number associated with the message reception station.

Alternatively, the facsimile message reception system may include a station (e.g., computer 18) configured to receive, across a single telephone connection 20, facsimile messages for a number of subscribers. Rather than individually notifying subscribers upon receipt of each individual facsimile message 12, the station may simply provide for storage of the received messages. Individual users would need to access the station (e.g., via an interactive web page) to retrieve any stored messages. The web page may be accessed, for example, upon successful receipt of a personal identification number associated with the intended recipient(s) of the facsimile message. Thus a "store-and-forward-on-demand" process may be implemented. Alternatively, the station may be configured to notify subscribers of any received facsimile messages destined therefore at specific times during the day, week, etc. Such a "batch" notification procedure may reduce the bandwidth requirements for the station over that which may be required if individual users were each notified of a facsimile message immediately upon receipt thereof. To preserve this generality

then, the present invention should only be measured in terms of the claims which follow.

CLAIMS

What is claimed is:

1. A method, comprising notifying a first user of a plurality of users of a shared telephone number of a received message by sending a notification message to the first user, the first user being identified by a unique identifier appended to the shared telephone number.
2. The method of claim 1 wherein the notification message is sent to the first user via e-mail.
3. The method of claim 1 wherein the notification message is sent to the first user as a voice message.
4. The method of claim 1 wherein the notification message is sent to the first user as an alpha-numeric message.
5. The method of claim 1 wherein the notification message is sent to the first user via telephone.
6. The method of claim 1 wherein the notification message is sent to the first user via cellular telephone.
7. The method of claim 1 wherein the notification message is sent to the first user via pager.
8. The method of claim 1 wherein the notification message comprises an attachment which includes the message.

9. The method of claim 1 wherein the notification message comprises a computer network address of a location where the received message may be accessed.

10. The method of claim 9 wherein the computer network address comprises a universal resource locator (URL).

11. The method of claim 10 wherein the received message may be accessed by viewing the message only.

12. The method of claim 1 wherein the notification message comprises the received message.

13. A method, comprising sharing a single telephone number among a plurality of facsimile users by providing unique identifiers for each of the plurality of facsimile user appended to the single telephone number.

14. The method of claim 13 wherein each of the unique identifiers are used to identify facsimile messages received at a facsimile reception station associated with the single telephone number as being destined for an associated one of the plurality of facsimile users.

15. The method of claim 14 wherein the identification of facsimile messages received at the facsimile reception station is accomplished by mapping the unique identifiers to associated communication addresses of the plurality of facsimile users.

16. The method of claim 15 wherein the mapping is accomplished using a lookup table which associates each of the unique identifiers with a corresponding one of the of the communication addresses.

17. The method of claim 15 wherein the communication addresses comprise e-mail addresses.
18. The method of claim 15 wherein the communication addresses comprise telephone numbers.
19. The method of claim 15 wherein the communication addresses comprise cellular telephone numbers.
20. The method of claim 15 wherein the communication addresses comprise pager account numbers.
21. The method of claim 15 further comprising notifying a first of the plurality of facsimile users of a received facsimile message, identified as being destined for the first facsimile user according to a unique identifier associated therewith, by transmitting a notification message to the first user's associated communication address.
22. The method of claim 21 wherein the notification message comprises the received facsimile message.
23. The method of claim 21 wherein the notification message comprises an attachment which includes the received facsimile message.
24. The method of claim 21 wherein the notification message comprises a computer network address specifying a location at which the received facsimile message may be accessed.
25. The method of claim 24 wherein the computer network address comprises a universal resource locator (URL).

26. The method of claim 21 wherein the notification message comprises a voice message.
27. The method of claim 21 wherein the notification message comprises an alphanumeric message.
28. The method of claim 21 further comprising accessing the received facsimile message after receipt of the notification message.
29. The method of claim 28 wherein accessing the received facsimile message comprises viewing the received facsimile message only.
30. A computer, comprising:
receiving circuitry for receiving a number of facsimile messages across a single telephone connection, each facsimile message destined for a different recipient;
an identification unit coupled to the receiving circuitry and configured to associate each received facsimile message with an appropriate one of the different recipients; and
a notification unit configured to transmit a notification message to the appropriate one of the different recipients upon receipt of a facsimile message destined therefore.
31. The computer of claim 30 wherein the notification message is transmitted via e-mail.
32. The computer of claim 30 wherein the notification message is transmitted to a telephone number.

33. The computer of claim 30 wherein the notification message is transmitted to a cellular telephone number.

34. The computer of claim 30 wherein the notification message is transmitted to a pager account number.

35. The computer of claim 30 wherein the notification message is transmitted as a voice message.

36. The computer of claim 30 wherein the notification message is transmitted as an alpha-numeric message.

37. The computer of claim 31 wherein the notification message comprises an attachment which includes the facsimile message destined for the appropriate one of the different recipients.

38. The computer of claim 31 wherein the notification message comprises a computer network address specifying a location at which the received facsimile message may be accessed.

39. The computer of claim 38 wherein the computer network address comprises a universal resource locator (URL).

40. The computer of claim 39 wherein the URL identifies a web page associated with the computer.

41. The computer of claim 30 wherein the identification unit comprises a mapping function configured to receive a unique identifier associated with an intended one of the different recipients and to provide therefrom an e-mail address of the intended recipient.

42. The computer of claim 41 wherein the mapping function is embodied in a lookup table.
43. The computer of claim 41 wherein the notification unit is configured to transmit a notification message to the e-mail address provided by the mapping function.
44. The computer of claim 43 wherein the e-mail address is obtained from a look-up table.
45. The computer of claim 43 further comprising a storage archive for received facsimile messages and wherein the notification message comprises an address of the storage archive at which a stored facsimile message may be accessed.
46. A shared facsimile reception system, comprising:
a computer configured to receive, from a single telephone connection, a plurality of facsimile messages, each destined for a different one of a number of users of the shared facsimile reception system; and
an archive of received facsimile messages destined for at least one of the users.
47. The shared facsimile reception system of claim 46 wherein the computer is further configured to provide an indication of a reception of at least one of the facsimile messages to an intended recipient thereof.
48. The shared facsimile reception system of claim 47 wherein the indication is provided by way of a notification message transmitted as e-mail.
49. The shared facsimile reception system of claim 47 wherein the indication is provided by way of a notification message transmitted as a telephone call.

50. The shared facsimile reception system of claim 47 wherein the indication is provided by way of a notification message transmitted as a cellular telephone call.
51. The shared facsimile reception system of claim 47 wherein the indication is provided by way of a notification message transmitted as a voice message.
52. The shared facsimile reception system of claim 47 wherein the indication is provided by way of a notification message transmitted as an alpha-numeric message.
53. The shared facsimile reception system of claim 47 wherein the indication is provided by way of a notification message transmitted to a pager.
54. The shared facsimile reception system of claim 47 wherein the indication comprises a notification message including a computer network addresses of a storage location associated with the archive.
55. The shared facsimile reception system of claim 54 wherein the computer network address comprises a universal resource locator (URL).
56. The shared facsimile reception system of claim 47 wherein the indication comprises the at least one facsimile message.
57. An telephone number comprising a shared facsimile message reception number and a unique user identifier.
58. A subscriber-based facsimile reception system, comprising:
a facsimile reception station configured to receive facsimile messages for a number of subscribers from a single telephone connection; and
an interface for coupling the facsimile reception station to a computer network.

59. The subscriber-based facsimile reception system of claim 58 wherein the facsimile reception station is further configured to notify each subscriber upon receipt of a facsimile message destined therefor.

60. The subscriber-based facsimile reception system of claim 59 wherein the facsimile reception station is further configured to notify each subscriber by way of a notification message transmitted as e-mail.

61. The subscriber-based facsimile reception system of claim 59 wherein the facsimile reception station is further configured to notify each subscriber by way of a notification message transmitted as a telephone call.

62. The subscriber-based facsimile reception system of claim 59 wherein the facsimile reception station is further configured to notify each subscriber by way of a notification message transmitted as a cellular telephone call.

63. The subscriber-based facsimile reception system of claim 59 wherein the facsimile reception station is further configured to notify each subscriber by way of a notification message transmitted as a voice message.

64. The subscriber-based facsimile reception system of claim 59 wherein the facsimile reception station is further configured to notify each subscriber by way of a notification message transmitted as an alpha-numeric message.

65. The subscriber-based facsimile reception system of claim 59 wherein the facsimile reception station is further configured to notify each subscriber by way of a notification message transmitted to a pager.

66. The subscriber-based facsimile reception system of claim 59 wherein the facsimile reception station is further configured to notify each subscriber by way of a notification message including a computer network addresses of a storage location associated with the archive.
67. The shared facsimile reception system of claim 66 wherein the computer network address comprises a universal resource locator (URL).
68. The subscriber-based facsimile reception system of claim 58 wherein the computer network is the Internet.
69. The subscriber-based facsimile reception system of claim 68 wherein the facsimile reception station comprises a mapping function to provide a communication address of one of the subscribers in response to an indication that a facsimile message destined therefor has been received.
70. The subscriber-based facsimile reception system of claim 69 wherein the communication address comprises an e-mail address.
71. The subscriber-based facsimile reception system of claim 69 wherein the communication address comprises a telephone number.
72. The subscriber-based facsimile reception system of claim 69 wherein the communication address comprises a cellular telephone number.
73. The subscriber-based facsimile reception system of claim 69 wherein the communication address comprises a pager account number.

74. The subscriber-based facsimile reception system of claim 69 wherein the indication that a facsimile message destined for the one of the subscribers has been received comprises a unique identifier associated with that subscriber.

75. The subscriber-based facsimile reception system of claim 74 wherein the unique identifier is received as user input from a transmitting facsimile machine.

76. The subscriber-based facsimile reception system of claim 74 wherein the unique identifier comprises a series of digits appended to a telephone number associated with the facsimile reception station.

77. The subscriber-based facsimile reception system of claim 76 wherein the one of the subscriber is notified by transmitting from the facsimile reception station a notification message comprising a universal resource locator (URL) identifying a web page at which the facsimile message destined for the one of the subscribers may be accessed.

78. The subscriber-based facsimile reception system of claim 77 wherein the web page is associated with the facsimile reception station.

79. A method, comprising retrieving a facsimile message by accessing a web page identified by a universal resource locator (URL) at which the facsimile message has been stored, the facsimile message having been originally received across a shared telephone connection.

80. The method of claim 79 wherein the web page is accessed upon successful receipt of a personal identification number associated with an intended recipient of the facsimile message.

81. The method of claim 79 wherein the URL is transmitted to an intended recipient of the facsimile message prior to the accessing of the web page.
82. The method of claim 81 wherein the URL is transmitted by a facsimile reception station at which the facsimile message is received prior to the accessing of the web page.
83. The method of claim 82 wherein the facsimile reception station associates a communication address of the intended recipient of the facsimile message with a unique identifier received with the facsimile message prior to transmitting the URL.
84. The method of claim 83 wherein the communication address comprises an e-mail address.
85. The method of claim 83 wherein the communication address comprises a telephone number.
86. The method of claim 83 wherein the communication address comprises a cellular telephone number.
87. The method of claim 83 wherein the communication address comprises a pager account number.
88. The method of claim 79 wherein the facsimile message includes color information and the color information is retained when the facsimile message is retrieved.

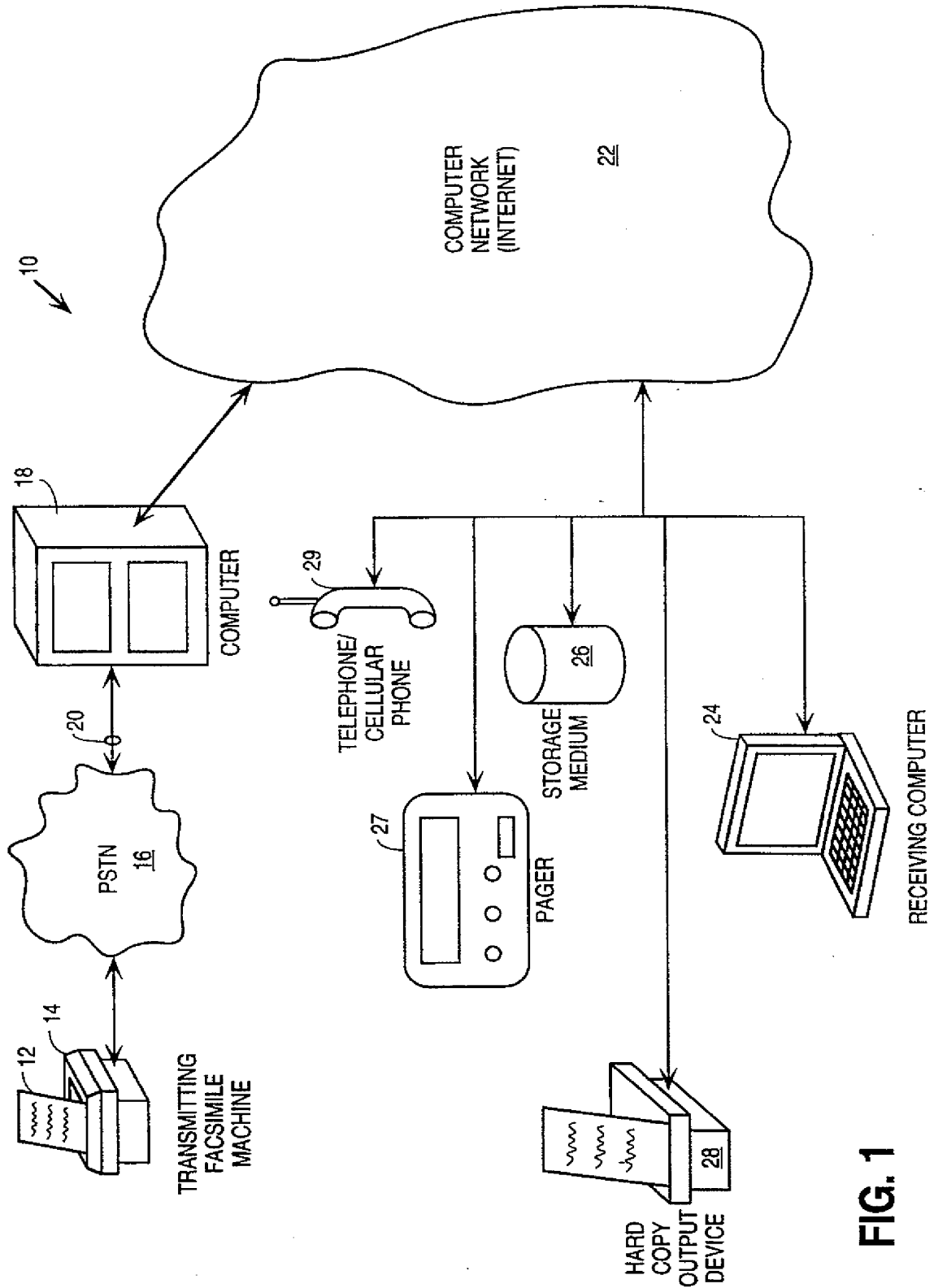


FIG. 1

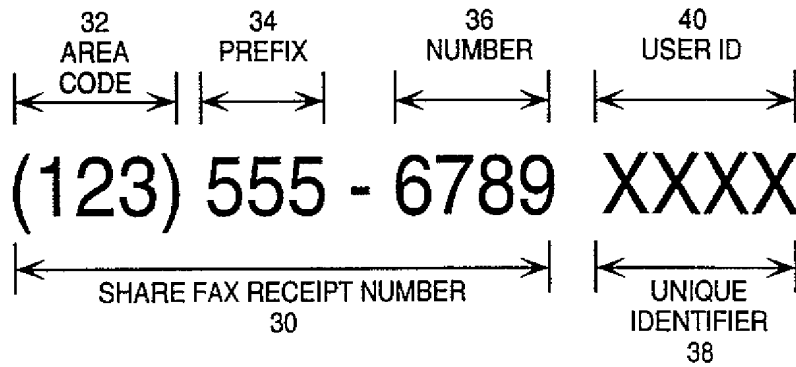


FIG. 2

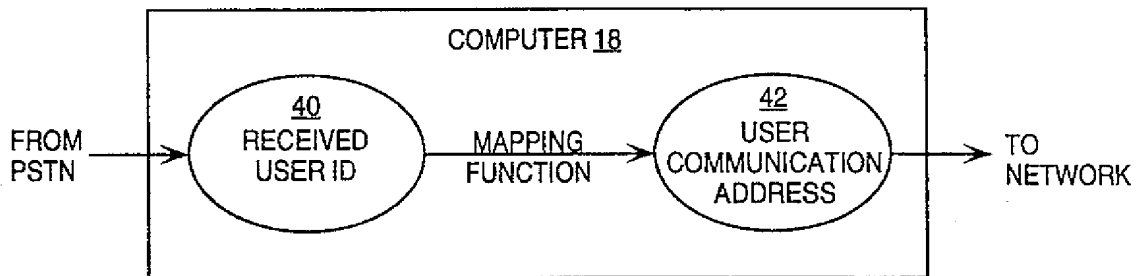


FIG. 3

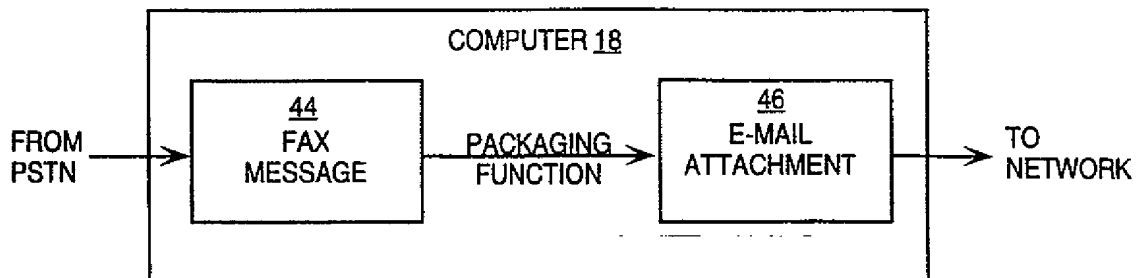


FIG. 4

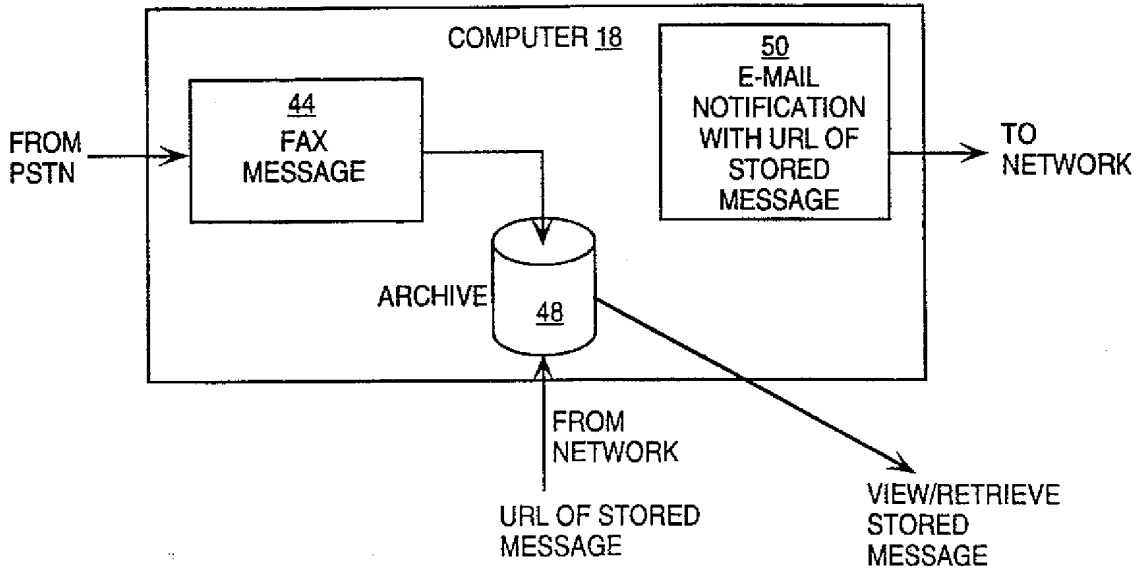


FIG. 5

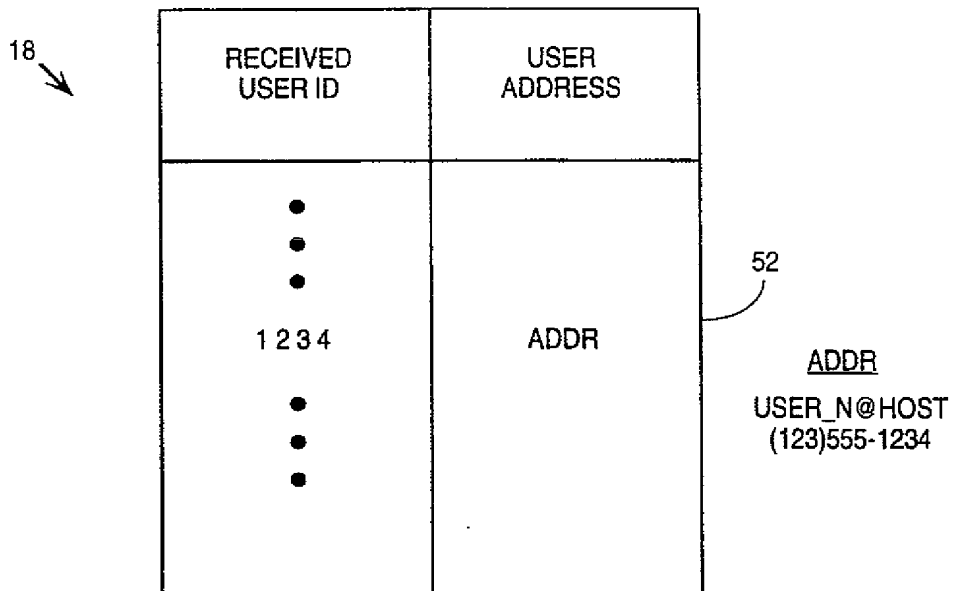


FIG. 6

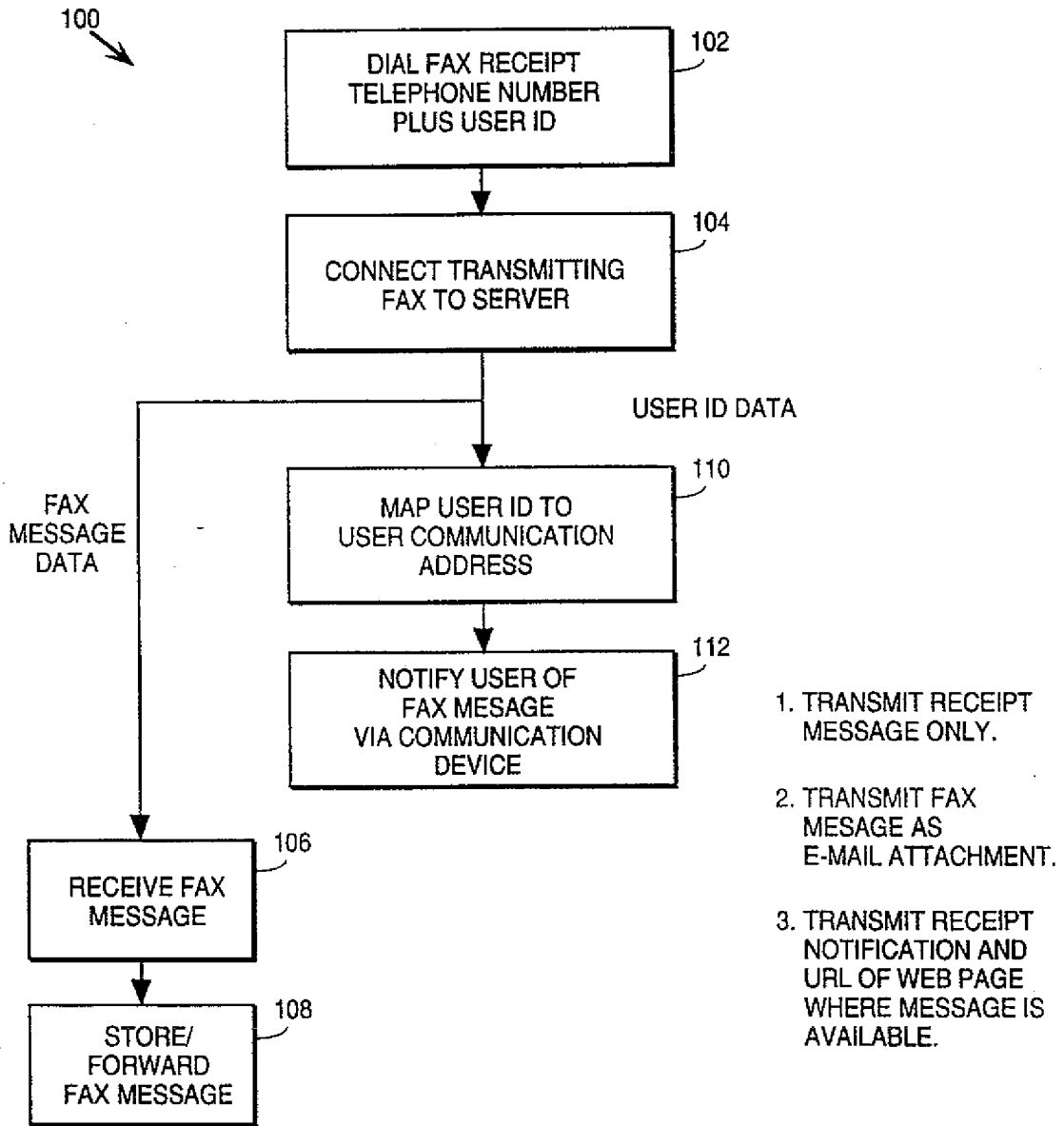


FIG. 7

INTERNATIONAL SEARCH REPORT

International Application No
PCT/US 99/06052

A. CLASSIFICATION OF SUBJECT MATTER IPC 6 H04N1/32 H04N1/00				
According to International Patent Classification (IPC) or to both national classification and IPC				
B. FIELDS SEARCHED Minimum documentation searched (classification system followed by classification symbols) IPC 6 H04N				
Documentation searched other than minimum documentation to the extent that such documents are included in the fields searched				
Electronic data base consulted during the international search (name of data base and, where practical, search terms used)				
C. DOCUMENTS CONSIDERED TO BE RELEVANT				
Category	Citation of document, with indication, where appropriate, of the relevant passages	Relevant to claim No.		
X	WO 96 34341 A (BOBO CHARLES II) 31 October 1996 see page 13, line 15 - page 18, line 28	79,80		
Y	see page 35, line 5 - page 43, line 2	1-7, 13-21, 26-37, 41-53, 57-65, 68-75		
Y	FR 2 705 180 A (KORTEX INTERNATIONAL) 18 November 1994 see abstract see page 7, line 27 - page 8, line 11 --- -/--	1-7, 13-21, 26-37, 41-53, 57-65, 68-75		
<input checked="" type="checkbox"/> Further documents are listed in the continuation of box C. <input checked="" type="checkbox"/> Patent family members are listed in annex.				
* Special categories of cited documents :				
<table style="width: 100%; border: none;"> <tr> <td style="width: 50%; border: none; vertical-align: top;"> "A" document defining the general state of the art which is not considered to be of particular relevance "E" earlier document but published on or after the international filing date "L" document which may throw doubts on priority claim(s) or which is cited to establish the publication date of another citation or other special reason (as specified) "O" document referring to an oral disclosure, use, exhibition or other means "P" document published prior to the international filing date but later than the priority date claimed </td> <td style="width: 50%; border: none; vertical-align: top;"> "T" later document published after the international filing date or priority date and not in conflict with the application but cited to understand the principle or theory underlying the invention "X" document of particular relevance; the claimed invention cannot be considered novel or cannot be considered to involve an inventive step when the document is taken alone "Y" document of particular relevance; the claimed invention cannot be considered to involve an inventive step when the document is combined with one or more other such documents, such combination being obvious to a person skilled in the art. "&" document member of the same patent family </td> </tr> </table>			"A" document defining the general state of the art which is not considered to be of particular relevance "E" earlier document but published on or after the international filing date "L" document which may throw doubts on priority claim(s) or which is cited to establish the publication date of another citation or other special reason (as specified) "O" document referring to an oral disclosure, use, exhibition or other means "P" document published prior to the international filing date but later than the priority date claimed	"T" later document published after the international filing date or priority date and not in conflict with the application but cited to understand the principle or theory underlying the invention "X" document of particular relevance; the claimed invention cannot be considered novel or cannot be considered to involve an inventive step when the document is taken alone "Y" document of particular relevance; the claimed invention cannot be considered to involve an inventive step when the document is combined with one or more other such documents, such combination being obvious to a person skilled in the art. "&" document member of the same patent family
"A" document defining the general state of the art which is not considered to be of particular relevance "E" earlier document but published on or after the international filing date "L" document which may throw doubts on priority claim(s) or which is cited to establish the publication date of another citation or other special reason (as specified) "O" document referring to an oral disclosure, use, exhibition or other means "P" document published prior to the international filing date but later than the priority date claimed	"T" later document published after the international filing date or priority date and not in conflict with the application but cited to understand the principle or theory underlying the invention "X" document of particular relevance; the claimed invention cannot be considered novel or cannot be considered to involve an inventive step when the document is taken alone "Y" document of particular relevance; the claimed invention cannot be considered to involve an inventive step when the document is combined with one or more other such documents, such combination being obvious to a person skilled in the art. "&" document member of the same patent family			
Date of the actual completion of the international search	Date of mailing of the international search report			
21 June 1999	25/06/1999			
Name and mailing address of the ISA European Patent Office, P.B. 5818 Patentlaan 2 NL - 2280 HV Rijswijk Tel. (+31-70) 340-2040, Tx. 31 651 epo nl, Fax: (+31-70) 340-3016	Authorized officer Hazel, J			

INTERNATIONAL SEARCH REPORT

International Application No
PCT/US 99/06052

C.(Continuation) DOCUMENTS CONSIDERED TO BE RELEVANT		
Category	Citation of document, with indication, where appropriate, of the relevant passages	Relevant to claim No.
A	WO 92 12591 A (ALL THE FAX INC) 23 July 1992 see page 5, line 5 - page 8, line 23 -----	1,13-16, 30, 41-44, 69,74-76
A	US 5 579 126 A (OTSUKA TAKAO) 26 November 1996 -----	
A	US 5 521 719 A (YAMADA TOSHIKI) 28 May 1996 -----	

INTERNATIONAL SEARCH REPORT

Information on patent family members

International Application No PCT/US 99/06052
--

Patent document cited in search report	A	Publication date	Patent family member(s)	Publication date
WO 9634341	A	31-10-1996	US 5675507 A CA 2232397 A EP 0870238 A US 5870549 A	07-10-1997 31-10-1996 14-10-1998 09-02-1999
FR 2705180	A	18-11-1994	NONE	
WO 9212591	A	23-07-1992	US 5206743 A AU 9168291 A JP 8505738 T	27-04-1993 17-08-1992 18-06-1996
US 5579126	A	26-11-1996	JP 6350763 A JP 6350786 A	22-12-1994 22-12-1994
US 5521719	A	28-05-1996	JP 6276326 A JP 6350643 A	30-09-1994 22-12-1994